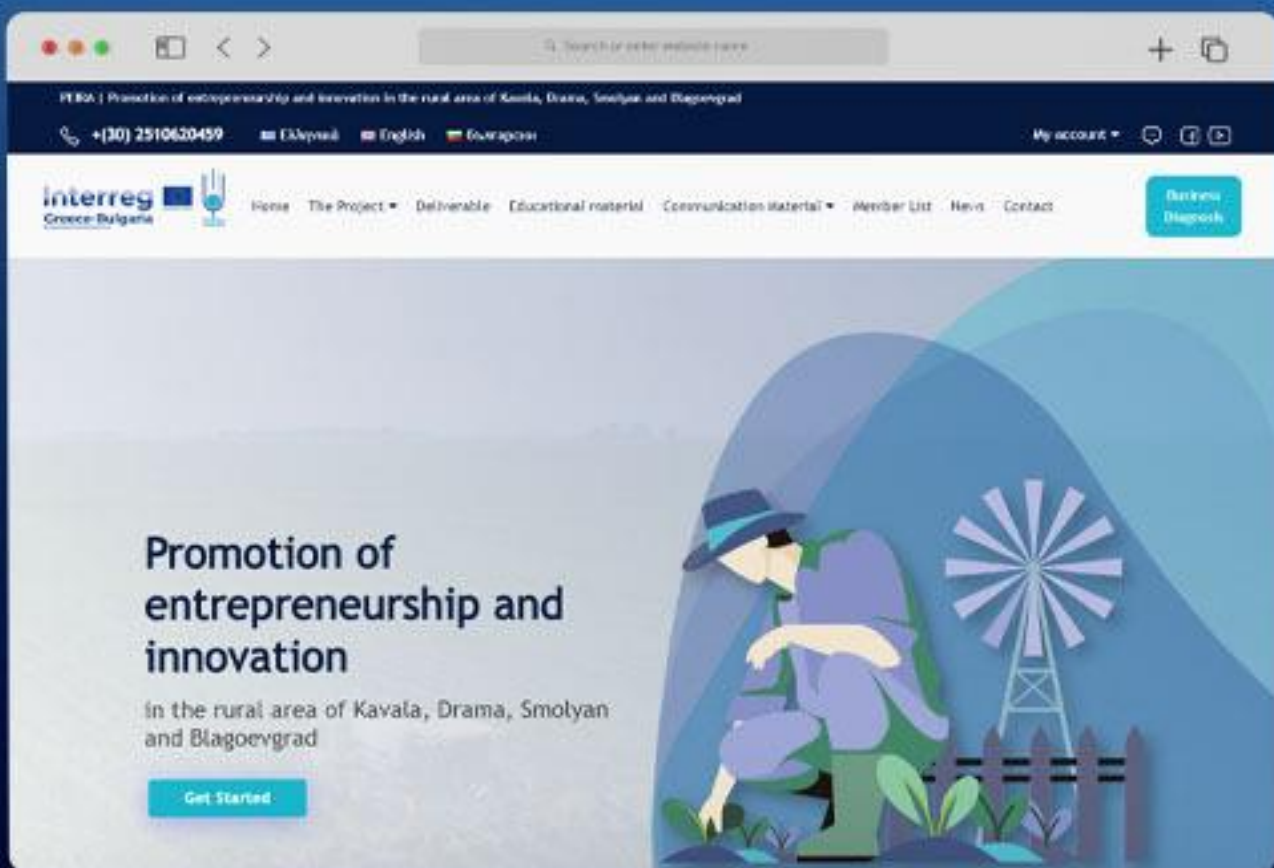


peira.ankavala.eu

## Website Guide

PEIRA | Promotion of Entrepreneurship  
and Innovation in the Rural Areas of  
Kavala, Drama, Smolyan, and Blagoevgrad



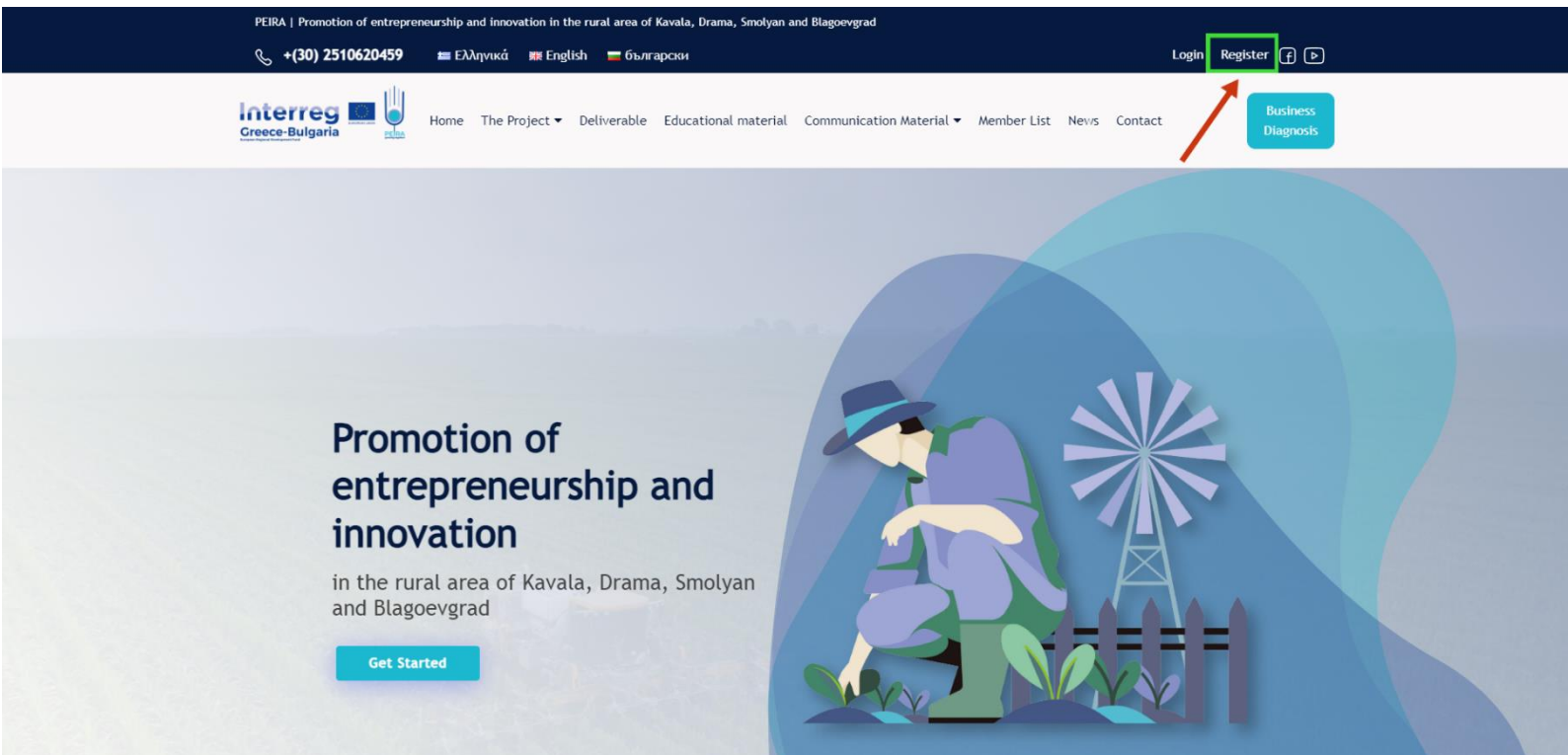
# Website Guide peira.ankavala.eu

## Contents

New User Registration .....	3
Fields .....	3
Login.....	5
Fields .....	5
Forgot Your Password?.....	6
Member List .....	7
Business Diagnosis .....	8

## New User Registration

First, to access PEIRA's material, you need to be a registered user. To register, select the "Register" button at the top right.



## Fields

Next, fill in your details in the following fields:

- Username: The "Username" field is mandatory.
- Email Address: The "Email" field is mandatory. You can choose to hide your email from the public by checking the "Make this field private" box.
- Password: The password must be 8 or more characters long and is a mandatory field.
- Confirm your password: In this field, re-enter your password exactly as you did in the "Password" field.
- Role: In the "Role" field, select from the drop-down menu your user role ("Business Consultant" or "Business"). This field is optional.

Register an Account Already a member?

Account Details

Username \*

E-mail Address \*

Make this field hidden from public

Password \*

Confirm your Password

Password Strength

Occupation Select your account type

- Phone: The "Phone" field is optional.
- I accept the terms of use and cookie policy: This is a mandatory field and is completed by checking the "Yes" box.
- Social Profiles: In this field, you can fill in details of any social networks you have. This field is optional.

Phone nr

I accept the terms of use and the website cookie policy  Yes

Social Profiles

Facebook Page

Twitter

Google+

Website (URL)

Profile Details

- Profile Details: In this field, you can edit the user information visible to the public. This field is optional. The subfields you can fill in are:
  1. Profile Display Name
  2. Profile Picture
  3. Country

Profile Details

Profile display name

Profile Picture

Upload Profile Picture

Country

Choose your Country

Register Login

To complete the registration, select the "Register" button.

## Login

If you are already a registered user, click the "Login" button at the top right to log in.

PEIRA | Promotion of entrepreneurship and innovation in the rural area of Kavala, Drama, Smolyan and Blagoevgrad

+ (30) 2510620459 Ελληνικά English Български

Login Register

Interreg Greece-Bulgaria

Home The Project Deliverable Educational material Communication Material Member List News Contact

Business Diagnosis

**Promotion of entrepreneurship and innovation**

in the rural area of Kavala, Drama, Smolyan and Blagoevgrad

Get Started

## Fields

- Username or Email: The username or email you used during registration.
- Password: The password you used during registration.
- Remember me: Check this box if you want the username and password fields to be saved, so you don't have to type them each time.

Finally, select "Login" to log in.

## Forgot Your Password?

Login

Forgot your password?

Ονομα χρήστη ή Email \*

Password \*

Remember me

Login Create an Account

If you forgot your password, click the "Forgot your password?" button at the top right.

Next, enter the email address for which you need to reset the password and select the "Request secret key" button.

Reset Password

Back to Login

We'll email you a secret key. Once you obtain the key, you can use it to Change your Password.

Username or Email

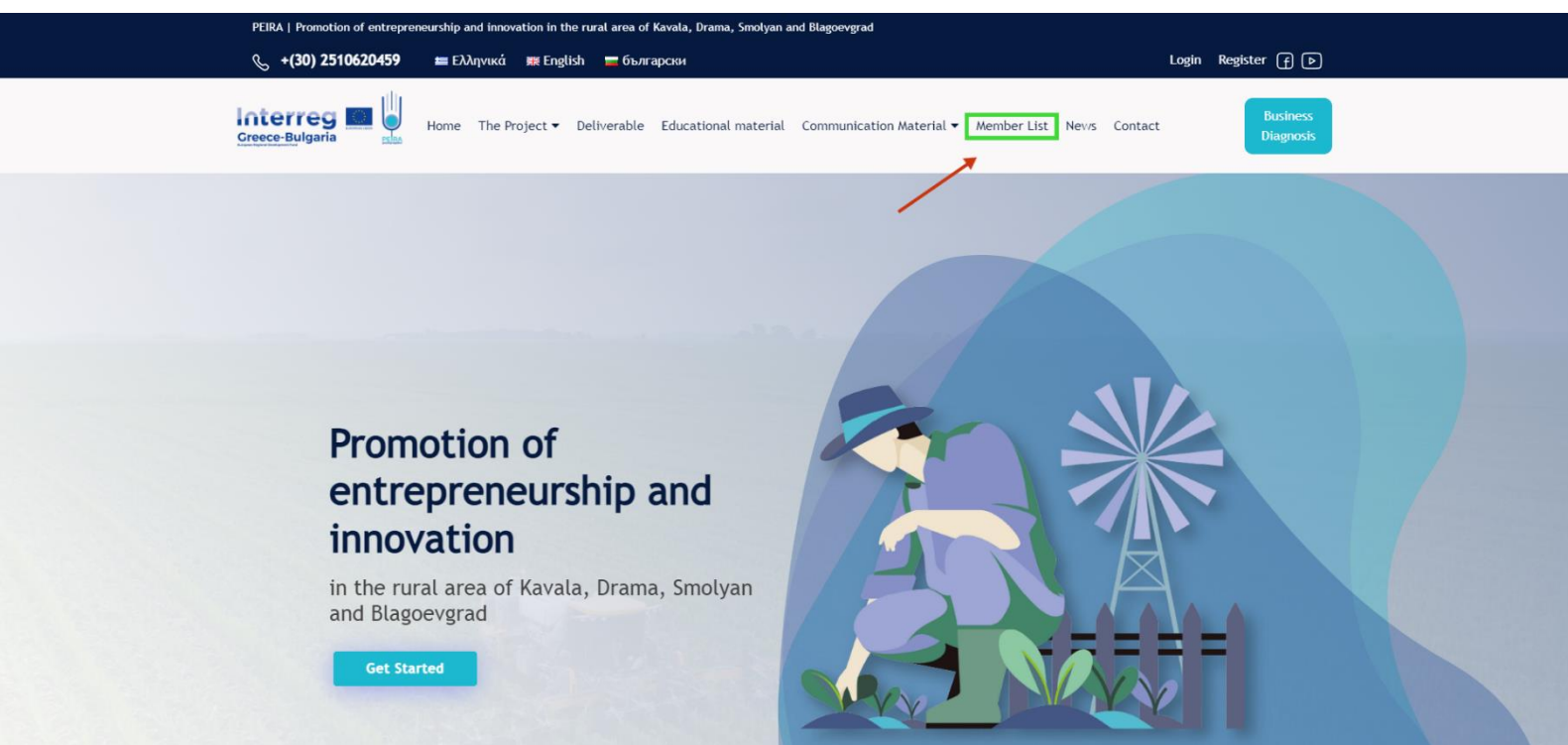
Request Secret Key

Change your Password

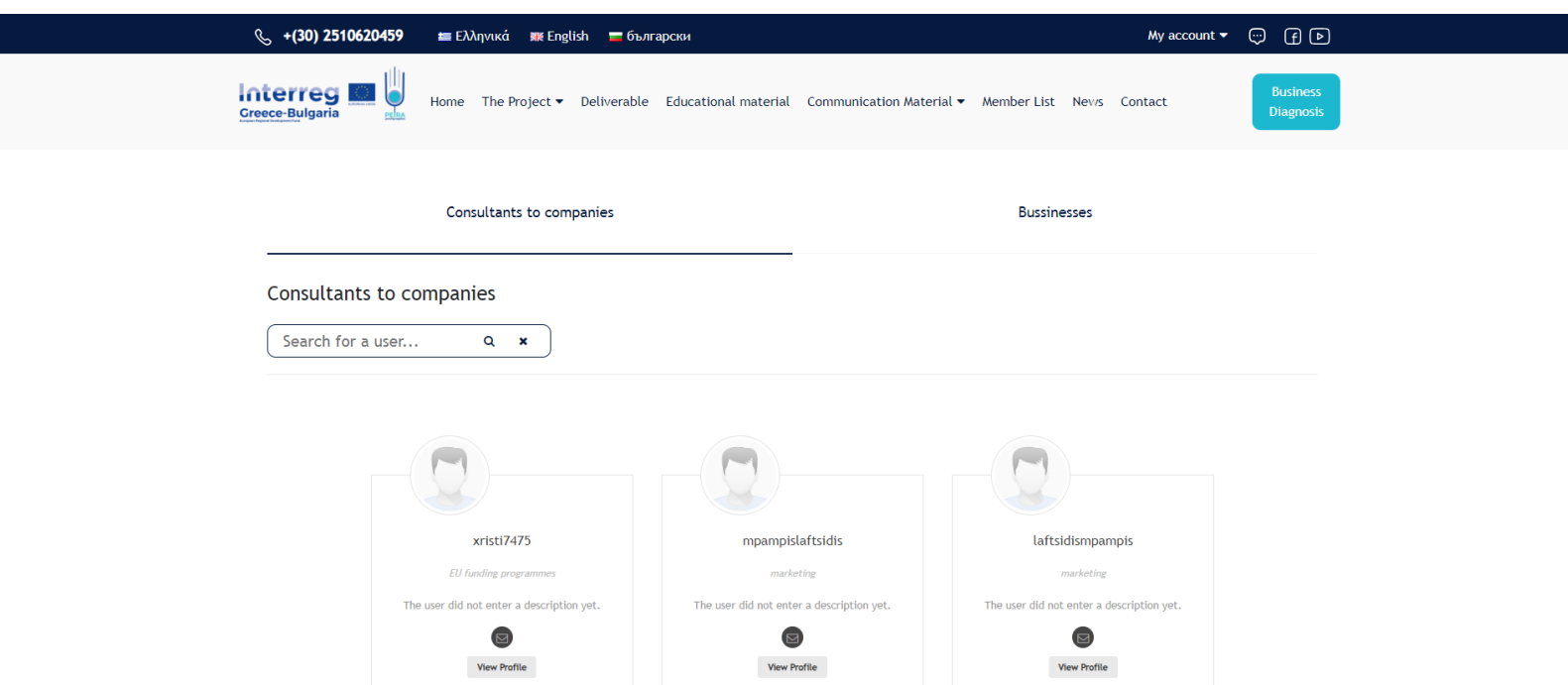
Finally, instructions for resetting your password will be sent to your email.

## Member List

Once logged in, you can select the "Member List" tab from the menu.

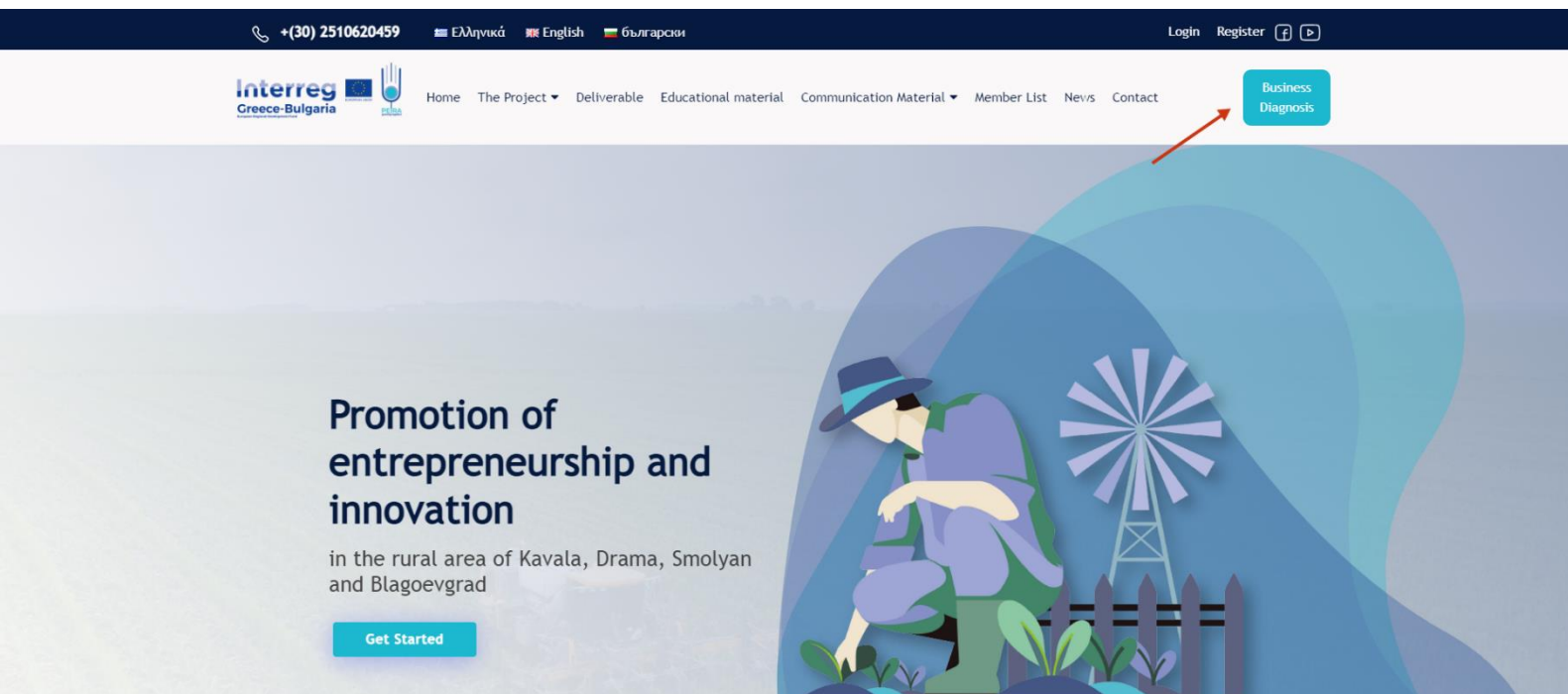


In the Member List, someone can see all the business consultants and businesses registered on PEIRA.



You can also search for a specific profile by typing the name in the search bar ("Search for a user...").

# Business Diagnosis



Registered members can complete the following questionnaires:



To ensure the results are valid and accurate, all questions in the questionnaires must be answered.

Once all the questions in the questionnaire are completed, you can download the results in PDF by selecting the "Print to PDF" button.